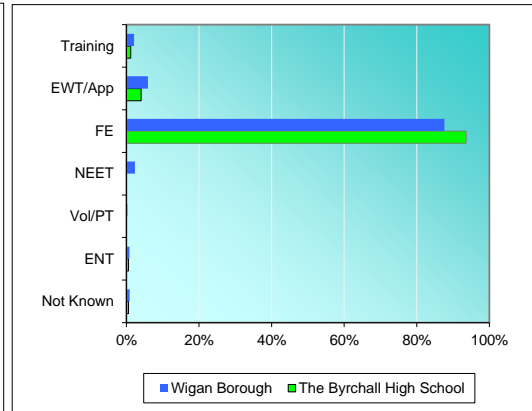
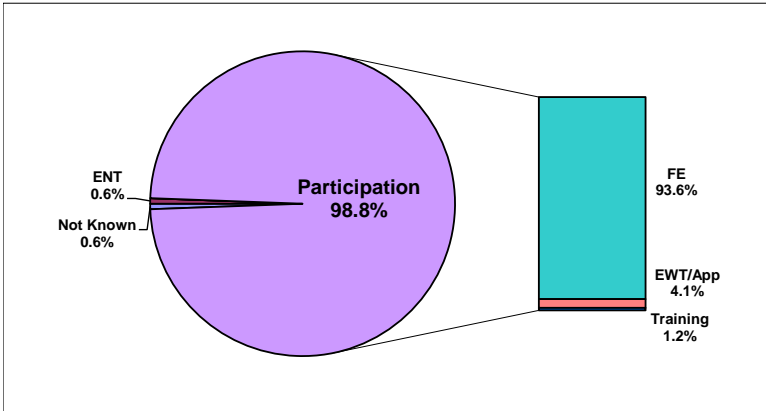


# **Activity Survey 2020**

## **The Byrchall High School**

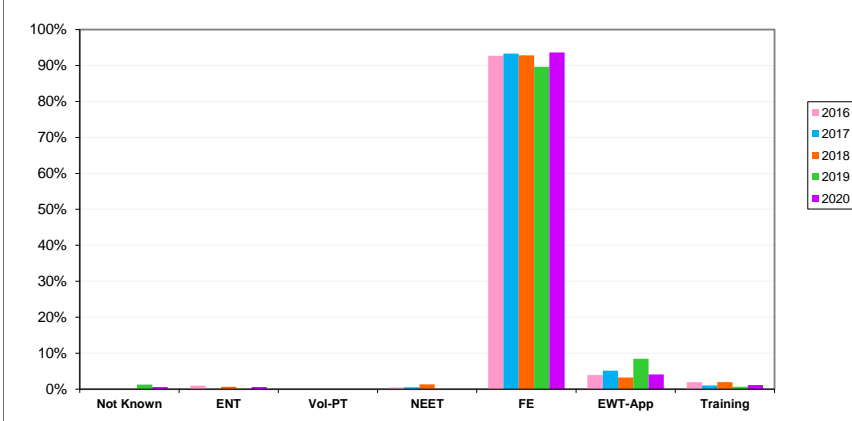
Destination Data



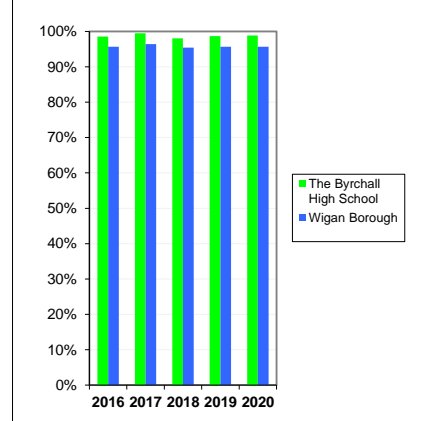
Activity		The Byrchall High School	Percentage	Wigan Borough	Percentage
Not Known	Not Known	1	0.58%	31	0.88%
Employment no Training	ENT	1	0.58%	29	0.82%
Voluntary & Part Time Activities	Vol/PT		0.00%	9	0.26%
NEET	NEET		0.00%	83	2.36%
FE	FE	161	93.60%	3088	87.63%
Employment with Training /Apprenticeships	EWT/App	7	4.07%	210	5.96%
Training	Training	2	1.16%	74	2.10%
<b>Grand Total</b>		<b>172</b>		<b>3524</b>	

Historical Data

Destinations



Participation



Year	Not Known	Employment with no Accredited Training	Voluntary & Part Time Activities	NEET	FE	Employment with Accredited Training/Apprenticeships	Training	Participation	
								The Byrchall High School	Wigan Borough
2016	0.0%	1.0%	0.0%	0.5%	92.7%	3.9%	2.0%	98.5%	95.7%
2017	0.0%	0.0%	0.0%	0.5%	93.3%	5.1%	1.0%	99.5%	96.4%
2018	0.0%	0.7%	0.0%	1.3%	92.8%	3.3%	2.0%	98.0%	95.4%
2019	1.3%	0.0%	0.0%	0.0%	89.6%	8.4%	0.6%	98.7%	95.7%
2020	0.6%	0.6%	0.0%	0.0%	93.6%	4.1%	1.2%	98.8%	95.7%

Annual Activity Survey 2020 - School Year 11 - Summary

Item	Gender					Total	%
	SEND	Male	Female	Withheld	Not Known		
<b>MEETING THE DUTY TO PARTICIPATE</b>							
<b>Full time education</b>	4	78	83	0	0	161	93.6%
School sixth-form	0	0	0	0	0	0	0.0%
Sixth-form college	1	41	48	0	0	89	51.7%
Further education	3	37	31	0	0	68	39.5%
Higher education	0	0	0	0	0	0	0.0%
Gap year students	0	0	0	0	0	0	0.0%
Other post-16 education	0	0	3	0	0	3	1.7%
Special Post-16 Institution	0	0	1	0	0	1	0.6%
Custodial institution (juvenile offender)	0	0	0	0	0	0	0.0%
<b>Full Time Training</b>	0	2	0	0	0	2	1.2%
ESFA funded work-based learning	0	2	0	0	0	2	1.2%
Other training (for example, non-ESFA funded private training organisations)	0	0	0	0	0	0	0.0%
DWP training and support programme	0	0	0	0	0	0	0.0%
Traineeship	0	0	0	0	0	0	0.0%
Supported Internship	0	0	0	0	0	0	0.0%
<b>Apprenticeship</b>	0	5	1	0	0	6	3.5%
Apprenticeship	0	5	1	0	0	6	3.5%
<b>Employment combined with training</b>	0	1	0	0	0	1	0.6%
Full time employment with study (regulated qualification)	0	1	0	0	0	1	0.6%
Self-employment with study (regulated qualification)	0	0	0	0	0	0	0.0%
Working not for reward with study (regulated qualification)	0	0	0	0	0	0	0.0%
<b>WORKING TOWARDS</b>							
<b>Working towards participation</b>	0	0	0	0	0	0	0.0%
Re-engagement activities	0	0	0	0	0	0	0.0%
Start date agreed (RPA compliant)	0	0	0	0	0	0	0.0%
<b>TEMPORARY BREAK FROM LEARNING</b>							
<b>Temporary break from learning</b>	0	0	0	0	0	0	0.0%
Supporting family - teenage parents	0	0	0	0	0	0	0.0%
Illness	0	0	0	0	0	0	0.0%
Pregnancy	0	0	0	0	0	0	0.0%
<b>NOT PARTICIPATING</b>							
<b>Employment without training (Total)</b>	0	0	1	0	0	1	0.6%
Employment without training	0	0	0	0	0	0	0.0%
Employment with training (other)	0	0	1	0	0	1	0.6%
Temporary employment	0	0	0	0	0	0	0.0%
Self-employment	0	0	0	0	0	0	0.0%
<b>Not settled (active in the labour market)</b>	0	0	0	0	0	0	0.0%
Part time education	0	0	0	0	0	0	0.0%
Part time employment	0	0	0	0	0	0	0.0%
Start date agreed (other)	0	0	0	0	0	0	0.0%
Working not for reward	0	0	0	0	0	0	0.0%
Not ready for work or learning	0	0	0	0	0	0	0.0%
Seeking employment, education or training	0	0	0	0	0	0	0.0%
<b>Not settled (not active in the labour market)</b>	0	0	0	0	0	0	0.0%
Not available - young carer	0	0	0	0	0	0	0.0%
Not available on religious grounds	0	0	0	0	0	0	0.0%
Unlikely ever to be economically active	0	0	0	0	0	0	0.0%
Not available - other reason	0	0	0	0	0	0	0.0%
<b>Current activity not established</b>	0	0	1	0	0	1	0.6%
Current Situation Not Known	0	0	1	0	0	1	0.6%
Cannot be contacted - no current address	0	0	0	0	0	0	0.0%
Refused to disclose activity	0	0	0	0	0	0	0.0%
<b>Other</b>							
Custody (young adult offender)	0	0	0	0	0	0	0.0%
<b>Survey-TOTAL</b>	4	86	86	0	0	172	

## Annual Activity Survey 2020 - School Year 11 - White

	White British	White Irish	White Gypsy/Roma	Any Other White Background	WHITE TOTAL
<b>MEETING THE DUTY TO PARTICIPATE</b>					
<b>Full time education</b>	153	0	0	3	156
School sixth-form	0	0	0	0	0
Sixth-form college	84	0	0	2	86
Further education	65	0	0	1	66
Higher education	0	0	0	0	0
Gap year students	0	0	0	0	0
Other post-16 education	3	0	0	0	3
Special Post-16 Institution	1	0	0	0	1
Custodial institution (juvenile offender)	0	0	0	0	0
<b>Full Time Training</b>	2	0	0	0	2
ESFA funded work-based learning	2	0	0	0	2
Other training (for example, non-ESFA funded private training organisations)	0	0	0	0	0
DWP training and support programme	0	0	0	0	0
Traineeship	0	0	0	0	0
Supported Internship	0	0	0	0	0
<b>Apprenticeship</b>	6	0	0	0	6
Apprenticeship	6	0	0	0	6
<b>Employment combined with training</b>	1	0	0	0	1
Full time employment with study (regulated qualification)	1	0	0	0	1
Self-employment with study (regulated qualification)	0	0	0	0	0
Working not for reward with study (regulated qualification)	0	0	0	0	0
<b>WORKING TOWARDS</b>					
<b>Working towards participation</b>	0	0	0	0	0
Re-engagement activities	0	0	0	0	0
Start date agreed (RPA compliant)	0	0	0	0	0
<b>TEMPORARY BREAK FROM LEARNING</b>					
<b>Temporary break from learning</b>	0	0	0	0	0
Supporting family - teenage parents	0	0	0	0	0
Illness	0	0	0	0	0
Pregnancy	0	0	0	0	0
<b>NOT PARTICIPATING</b>					
<b>Employment without training (Total)</b>	1	0	0	0	1
Employment without training	0	0	0	0	0
Employment with training (other)	1	0	0	0	1
Temporary employment	0	0	0	0	0
Self-employment	0	0	0	0	0
<b>Not settled (active in the labour market)</b>	0	0	0	0	0
Part time education	0	0	0	0	0
Part time employment	0	0	0	0	0
Start date agreed (other)	0	0	0	0	0
Working not for reward	0	0	0	0	0
Not ready for work or learning	0	0	0	0	0
Seeking employment, education or training	0	0	0	0	0
<b>Not settled (not active in the labour market)</b>	0	0	0	0	0
Not available - young carer	0	0	0	0	0
Not available on religious grounds	0	0	0	0	0
Unlikely ever to be economically active	0	0	0	0	0
Not available - other reason	0	0	0	0	0
<b>Current activity not established</b>	1	0	0	0	1
Current Situation Not Known	1	0	0	0	1
Cannot be contacted - no current address	0	0	0	0	0
Refused to disclose activity	0	0	0	0	0
<b>Other</b>					
Custody (young adult offender)	0	0	0	0	0
<b>Survey-TOTAL</b>	164	0	0	3	167

Annual Activity Survey 2020 - School Year 11 - Mixed

	White and Black Caribbean	White and Black African	White and Asian	Any Other Mixed Background	MIXED TOTAL
<b>Item</b>					
<b>MEETING THE DUTY TO PARTICIPATE</b>					
<b>Full time education</b>	0	0	1	0	1
School sixth-form	0	0	0	0	0
Sixth-form college	0	0	1	0	1
Further education	0	0	0	0	0
Higher education	0	0	0	0	0
Gap year students	0	0	0	0	0
Other post-16 education	0	0	0	0	0
Special Post-16 Institution	0	0	0	0	0
Custodial institution (juvenile offender)	0	0	0	0	0
<b>Full Time Training</b>	0	0	0	0	0
ESFA funded work-based learning	0	0	0	0	0
Other training (for example, non-ESFA funded private training organisations)	0	0	0	0	0
DWP training and support programme	0	0	0	0	0
Traineeship	0	0	0	0	0
Supported Internship	0	0	0	0	0
<b>Apprenticeship</b>	0	0	0	0	0
Apprenticeship	0	0	0	0	0
<b>Employment combined with training</b>	0	0	0	0	0
Full time employment with study (regulated qualification)	0	0	0	0	0
Self-employment with study (regulated qualification)	0	0	0	0	0
Working not for reward with study (regulated qualification)	0	0	0	0	0
<b>WORKING TOWARDS</b>					
<b>Working towards participation</b>	0	0	0	0	0
Re-engagement activities	0	0	0	0	0
Start date agreed (RPA compliant)	0	0	0	0	0
<b>TEMPORARY BREAK FROM LEARNING</b>					
<b>Temporary break from learning</b>	0	0	0	0	0
Supporting family - teenage parents	0	0	0	0	0
Illness	0	0	0	0	0
Pregnancy	0	0	0	0	0
<b>NOT PARTICIPATING</b>					
<b>Employment without training (Total)</b>	0	0	0	0	0
Employment without training	0	0	0	0	0
Employment with training (other)	0	0	0	0	0
Temporary employment	0	0	0	0	0
Self-employment	0	0	0	0	0
<b>Not settled (active in the labour market)</b>	0	0	0	0	0
Part time education	0	0	0	0	0
Part time employment	0	0	0	0	0
Start date agreed (other)	0	0	0	0	0
Working not for reward	0	0	0	0	0
Not ready for work or learning	0	0	0	0	0
Seeking employment, education or training	0	0	0	0	0
<b>Not settled (not active in the labour market)</b>	0	0	0	0	0
Not available - young carer	0	0	0	0	0
Not available on religious grounds	0	0	0	0	0
Unlikely ever to be economically active	0	0	0	0	0
Not available - other reason	0	0	0	0	0
<b>Current activity not established</b>	0	0	0	0	0
Current Situation Not Known	0	0	0	0	0
Cannot be contacted - no current address	0	0	0	0	0
Refused to disclose activity	0	0	0	0	0
<b>Other</b>					
Custody (young adult offender)	0	0	0	0	0
<b>Survey-TOTAL</b>	0	0	1	0	1

Annual Activity Survey 2020 - School Year 11 - Asian

	Item	Indian	Pakistani	Bangladeshi	Any other Asian Background	ASIAN TOTAL
<b>MEETING THE DUTY TO PARTICIPATE</b>	<b>Full time education</b>	0	0	0	1	1
	School sixth-form	0	0	0	0	0
	Sixth-form college	0	0	0	1	1
	Further education	0	0	0	0	0
	Higher education	0	0	0	0	0
	Gap year students	0	0	0	0	0
	Other post-16 education	0	0	0	0	0
	Special Post-16 Institution	0	0	0	0	0
	Custodial institution (juvenile offender)	0	0	0	0	0
	<b>Full Time Training</b>	0	0	0	0	0
	ESFA funded work-based learning	0	0	0	0	0
	Other training (for example, non-ESFA funded private training organisations)	0	0	0	0	0
	DWP training and support programme	0	0	0	0	0
	Traineeship	0	0	0	0	0
	Supported Internship	0	0	0	0	0
	<b>Apprenticeship</b>	0	0	0	0	0
	Apprenticeship	0	0	0	0	0
	<b>Employment combined with training</b>	0	0	0	0	0
	Full time employment with study (regulated qualification)	0	0	0	0	0
Self-employment with study (regulated qualification)	0	0	0	0	0	
Working not for reward with study (regulated qualification)	0	0	0	0	0	
<b>WORKING TOWARDS</b>	<b>Working towards participation</b>	0	0	0	0	0
	Re-engagement activities	0	0	0	0	0
	Start date agreed (RPA compliant)	0	0	0	0	0
<b>TEMPORARY BREAK FROM LEARNING</b>	<b>Temporary break from learning</b>	0	0	0	0	0
	Supporting family - teenage parents	0	0	0	0	0
	Illness	0	0	0	0	0
	Pregnancy	0	0	0	0	0
<b>NOT PARTICIPATING</b>	<b>Employment without training (Total)</b>	0	0	0	0	0
	Employment without training	0	0	0	0	0
	Employment with training (other)	0	0	0	0	0
	Temporary employment	0	0	0	0	0
	Self-employment	0	0	0	0	0
	<b>Not settled (active in the labour market)</b>	0	0	0	0	0
	Part time education	0	0	0	0	0
	Part time employment	0	0	0	0	0
	Start date agreed (other)	0	0	0	0	0
	Working not for reward	0	0	0	0	0
	Not ready for work or learning	0	0	0	0	0
	Seeking employment, education or training	0	0	0	0	0
	<b>Not settled (not active in the labour market)</b>	0	0	0	0	0
	Not available - young carer	0	0	0	0	0
	Not available on religious grounds	0	0	0	0	0
	Unlikely ever to be economically active	0	0	0	0	0
	Not available - other reason	0	0	0	0	0
	<b>Current activity not established</b>	0	0	0	0	0
	Current Situation Not Known	0	0	0	0	0
	Cannot be contacted - no current address	0	0	0	0	0
Refused to disclose activity	0	0	0	0	0	
<b>Other</b>	Custody (young adult offender)	0	0	0	0	0
	<b>Survey-TOTAL</b>	0	0	0	1	1

## Annual Activity Survey 2020 - School Year 11 - Black

	Item	Caribbean	African	Black British	Any Other Black Background	BLACK TOTAL	
<b>MEETING THE DUTY TO PARTICIPATE</b>	<b>Full time education</b>	0	1	0	0	1	
	School sixth-form	0	0	0	0	0	
	Sixth-form college	0	0	0	0	0	
	Further education	0	1	0	0	1	
	Higher education	0	0	0	0	0	
	Gap year students	0	0	0	0	0	
	Other post-16 education	0	0	0	0	0	
	Special Post-16 Institution	0	0	0	0	0	
	Custodial institution (juvenile offender)	0	0	0	0	0	
	<b>Full Time Training</b>	0	0	0	0	0	
	ESFA funded work-based learning	0	0	0	0	0	
	Other training (for example, non-ESFA funded private training organisations)	0	0	0	0	0	
	DWP training and support programme	0	0	0	0	0	
	Traineeship	0	0	0	0	0	
	Supported Internship	0	0	0	0	0	
	<b>Apprenticeship</b>	0	0	0	0	0	
	Apprenticeship	0	0	0	0	0	
	<b>Employment combined with training</b>	0	0	0	0	0	
	Full time employment with study (regulated qualification)	0	0	0	0	0	
	Self-employment with study (regulated qualification)	0	0	0	0	0	
Working not for reward with study (regulated qualification)	0	0	0	0	0		
<b>WORKING TOWARDS</b>	<b>Working towards participation</b>	0	0	0	0	0	
	Re-engagement activities	0	0	0	0	0	
	Start date agreed (RPA compliant)	0	0	0	0	0	
<b>TEMPORARY BREAK FROM LEARNING</b>	<b>Temporary break from learning</b>	0	0	0	0	0	
	Supporting family - teenage parents	0	0	0	0	0	
	Illness	0	0	0	0	0	
	Pregnancy	0	0	0	0	0	
<b>NOT PARTICIPATING</b>	<b>Employment without training (Total)</b>	0	0	0	0	0	
	Employment without training	0	0	0	0	0	
	Employment with training (other)	0	0	0	0	0	
	Temporary employment	0	0	0	0	0	
	Self-employment	0	0	0	0	0	
	<b>Not settled (active in the labour market)</b>	0	0	0	0	0	
	Part time education	0	0	0	0	0	
	Part time employment	0	0	0	0	0	
	Start date agreed (other)	0	0	0	0	0	
	Working not for reward	0	0	0	0	0	
	Not ready for work or learning	0	0	0	0	0	
	Seeking employment, education or training	0	0	0	0	0	
	<b>Not settled (not active in the labour market)</b>	0	0	0	0	0	
	Not available - young carer	0	0	0	0	0	
	Not available on religious grounds	0	0	0	0	0	
	Unlikely ever to be economically active	0	0	0	0	0	
	Not available - other reason	0	0	0	0	0	
	<b>Current activity not established</b>	0	0	0	0	0	
	Current Situation Not Known	0	0	0	0	0	
	Cannot be contacted - no current address	0	0	0	0	0	
	Refused to disclose activity	0	0	0	0	0	
	<b>Other</b>	Custody (young adult offender)	0	0	0	0	0
		<b>Survey-TOTAL</b>	0	1	0	0	1

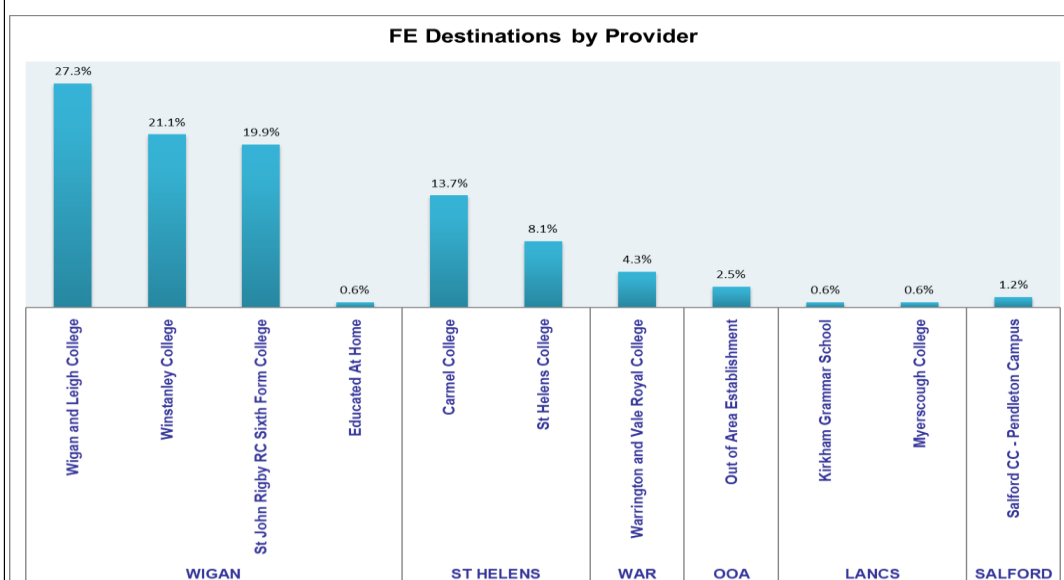
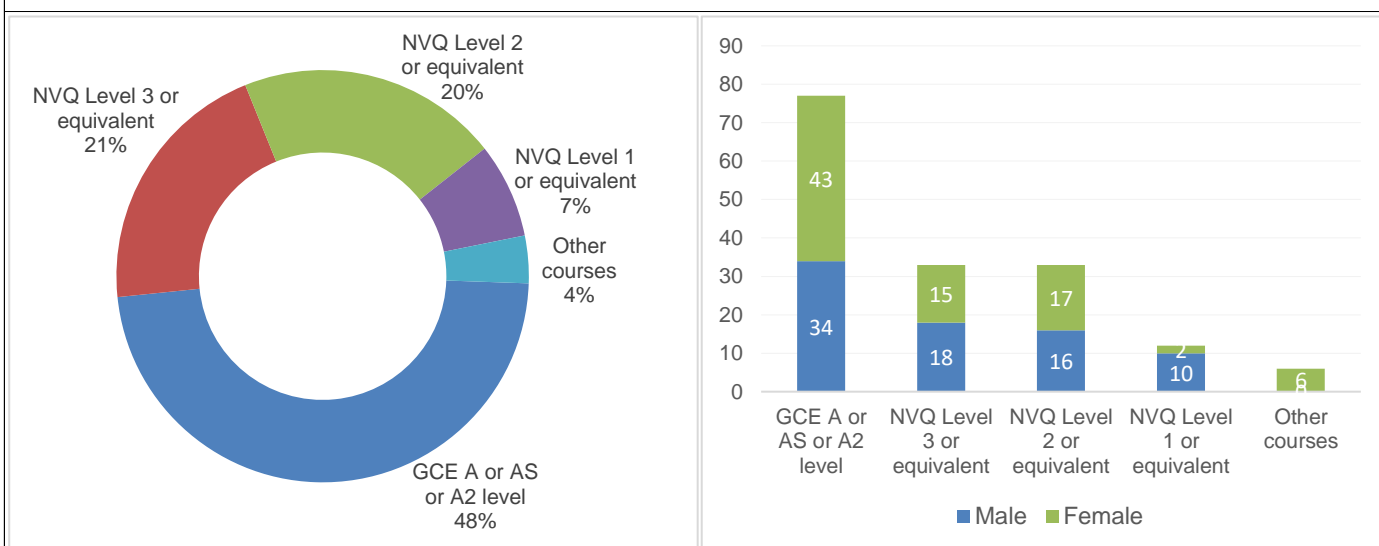
## Annual Activity Survey 2020 - School Year 11 - Others

	Chinese	Any Other Ethnic Group	Refused	Information Not Obtained	OTHERS TOTAL
<b>Item</b>					
<b>MEETING THE DUTY TO PARTICIPATE</b>					
<b>Full time education</b>	1	0	0	1	2
School sixth-form	0	0	0	0	0
Sixth-form college	0	0	0	1	1
Further education	1	0	0	0	1
Higher education	0	0	0	0	0
Gap year students	0	0	0	0	0
Other post-16 education	0	0	0	0	0
Special Post-16 Institution	0	0	0	0	0
Custodial institution (juvenile offender)	0	0	0	0	0
<b>Full Time Training</b>	0	0	0	0	0
ESFA funded work-based learning	0	0	0	0	0
Other training (for example, non-ESFA funded private training organisations)	0	0	0	0	0
DWP training and support programme	0	0	0	0	0
Traineeship	0	0	0	0	0
Supported Internship	0	0	0	0	0
<b>Apprenticeship</b>	0	0	0	0	0
Apprenticeship	0	0	0	0	0
<b>Employment combined with training</b>	0	0	0	0	0
Full time employment with study (regulated qualification)	0	0	0	0	0
Self-employment with study (regulated qualification)	0	0	0	0	0
Working not for reward with study (regulated qualification)	0	0	0	0	0
<b>WORKING TOWARDS</b>					
<b>Working towards participation</b>	0	0	0	0	0
Re-engagement activities	0	0	0	0	0
Start date agreed (RPA compliant)	0	0	0	0	0
<b>TEMPORARY BREAK FROM LEARNING</b>					
<b>Temporary break from learning</b>	0	0	0	0	0
Supporting family - teenage parents	0	0	0	0	0
Illness	0	0	0	0	0
Pregnancy	0	0	0	0	0
<b>NOT PARTICIPATING</b>					
<b>Employment without training (Total)</b>	0	0	0	0	0
Employment without training	0	0	0	0	0
Employment with training (other)	0	0	0	0	0
Temporary employment	0	0	0	0	0
Self-employment	0	0	0	0	0
<b>Not settled (active in the labour market)</b>	0	0	0	0	0
Part time education	0	0	0	0	0
Part time employment	0	0	0	0	0
Start date agreed (other)	0	0	0	0	0
Working not for reward	0	0	0	0	0
Not ready for work or learning	0	0	0	0	0
Seeking employment, education or training	0	0	0	0	0
<b>Not settled (not active in the labour market)</b>	0	0	0	0	0
Not available - young carer	0	0	0	0	0
Not available on religious grounds	0	0	0	0	0
Unlikely ever to be economically active	0	0	0	0	0
Not available - other reason	0	0	0	0	0
<b>Current activity not established</b>	0	0	0	0	0
Current Situation Not Known	0	0	0	0	0
Cannot be contacted - no current address	0	0	0	0	0
Refused to disclose activity	0	0	0	0	0
<b>Other</b>					
Custody (young adult offender)	0	0	0	0	0
<b>Survey-TOTAL</b>	1	0	0	1	2



## Annual Activity Survey 2020 - School Year 11 - Courses - FE Providers

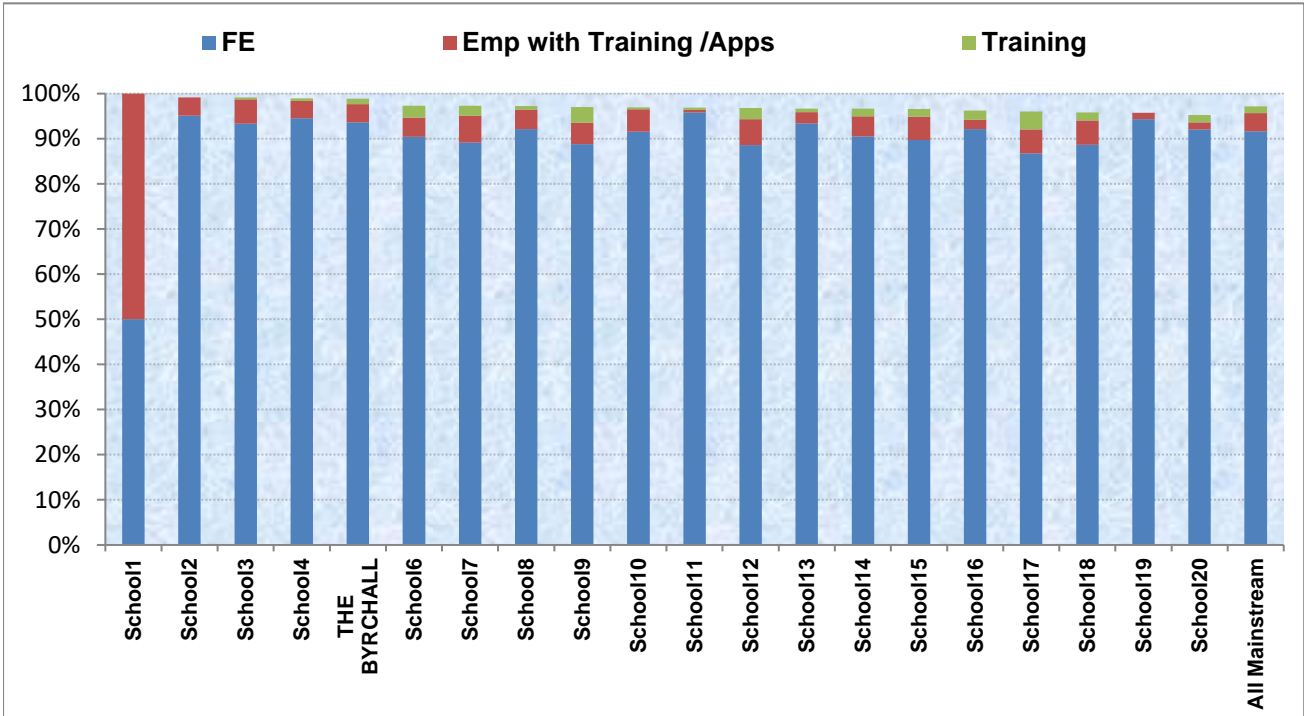
Item	SEND	Gender				Total
		Male	Female	Withheld	Not Known	
<b>Within full time education, leading to - (TOTAL)</b>	<b>4</b>	<b>78</b>	<b>83</b>	<b>0</b>	<b>0</b>	<b>161</b>
GCE A or AS or A2 level	1	34	43	0	0	77
Level 3 Course	0	0	0	0	0	0
Level 2 Course	0	0	0	0	0	0
Level 1 Course	0	0	0	0	0	0
NVQ Level 3 or equivalent	1	18	15	0	0	33
NVQ Level 2 or equivalent	1	16	17	0	0	33
NVQ Level 1 or equivalent	1	10	2	0	0	12
GCSE course(s)	0	0	0	0	0	0
Other courses	0	0	6	0	0	6
Continuation of a two year course	0	0	0	0	0	0
Higher Education qualification	0	0	0	0	0	0
Gap Year	0	0	0	0	0	0



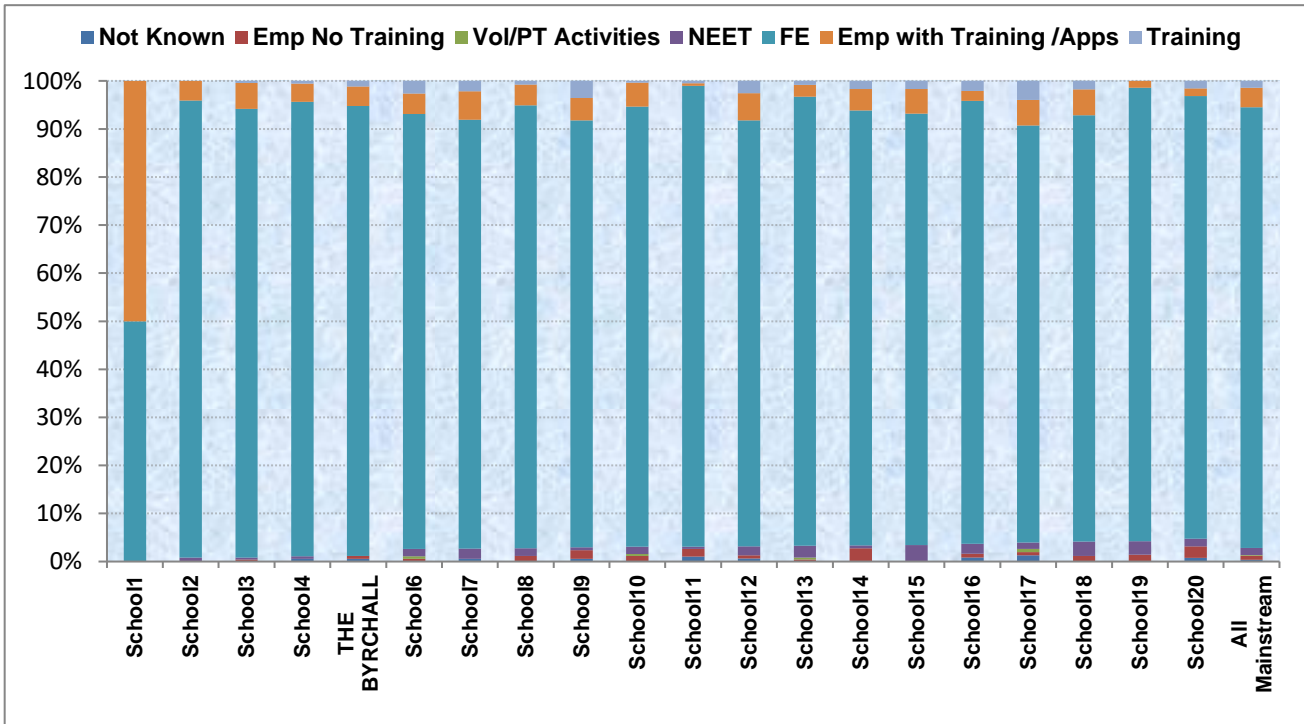
Area	Total
<b>WIGAN</b>	<b>111</b>
<b>ST HELENS</b>	<b>35</b>
<b>WARRINGTON</b>	<b>7</b>
<b>OOA</b>	<b>4</b>
<b>LANCS</b>	<b>2</b>
<b>SALFORD</b>	<b>2</b>
<b>Grand Total</b>	<b>161</b>

## Activity Survey 2020

### Participation - All Mainstream Schools



### Destination Type - All Mainstream Schools



### Activity Survey - 2019 Leavers - Destinations 2020

2019 Destination	2020 Destinations								
	Moved OOA	Not Known	Employment No Training	Voluntary/PT Activities	NEET	FE	Employment with Training/Apprenticeships	Training	Grand Total
Not Known	1					1			2
Emp No Training									0
Vol/PT Activities									0
NEET									0
FE	4	17	3		1	100	13		138
Emp with Training / Apps		5	1			3	4		13
Training						1			1
<b>Grand Total</b>	<b>5</b>	<b>22</b>	<b>4</b>	<b>0</b>	<b>1</b>	<b>105</b>	<b>17</b>	<b>0</b>	<b>154</b>

Destination Type	AS 2019 Destination	Destinations 2020
Not Known	1.3%	14.8%
Emp No Training		2.7%
Vol/PT		
NEET		0.7%
FE	89.6%	70.5%
Emp With Training/Apps	8.4%	11.4%
Training	0.6%	
<b>Participation</b>	<b>98.7%</b>	<b>81.9%</b>

