

# Byrchall Library System



## Logon Guide

### (iMLS)

(Screenshots taken using Android Device)

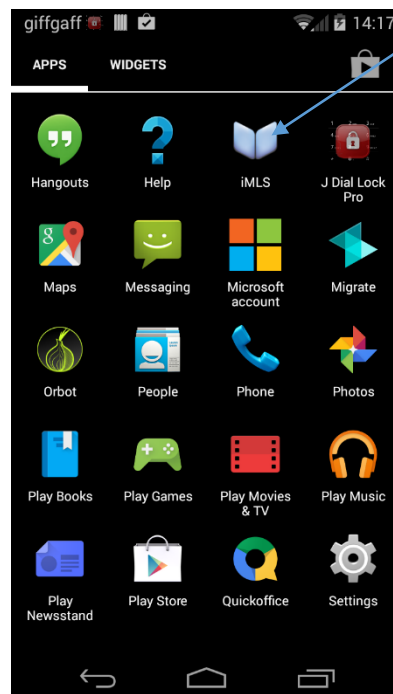
---

The Byrchall High School library system is now available to access remotely using an Apple or Android device.

To download the app visit the App Store/Play Store and search for an app called “microlib”.

The App publisher is Micro Librarian Systems and the logo looks like the one in the top right hand corner of this page.

Once you have downloaded and installed the App open it using the icon shown in the image below:



Library App

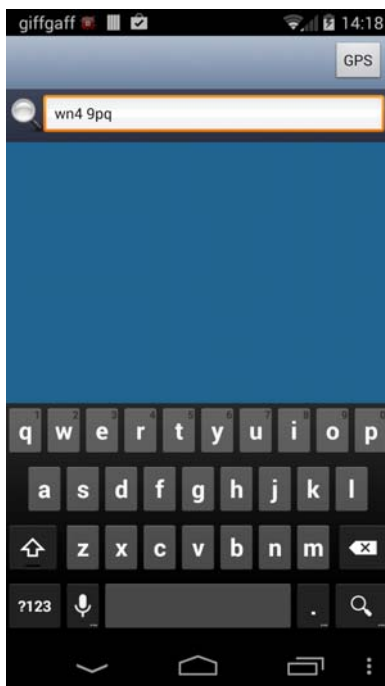
When the app launches you will need to choose Byrchall High School as the “Site”

2

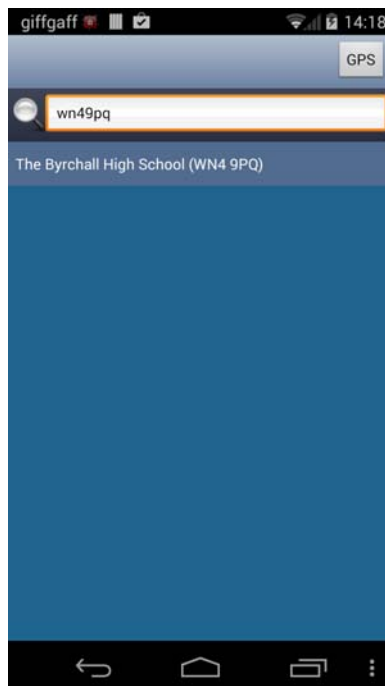


Enter the school postcode “WN49PQ” and click the search button. Select “The Byrchall High School” from the list.

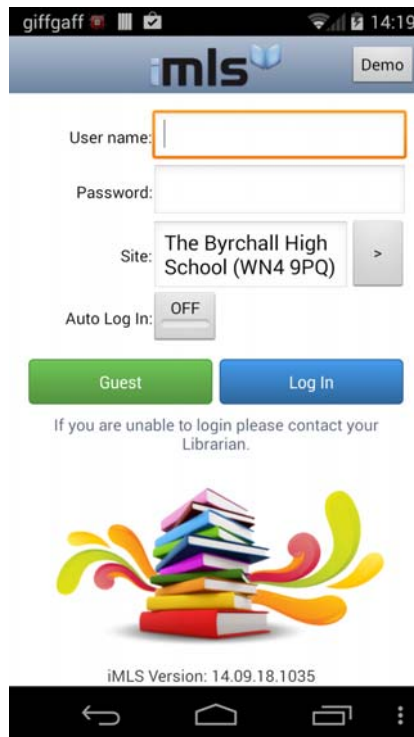
3



4



The Site part of the app will now be completed and you can now login in using your school login name i.e. "19r1bloggs" and the password is your date of birth i.e. "01092004"



END OF GUIDE